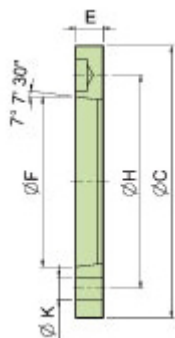


ADAPTERS series



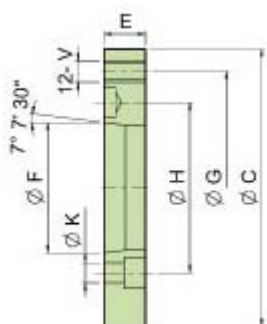
SPECIFICATIONS:

Mounting Adapters On Short Taper Spindle Noses DIN 55026.



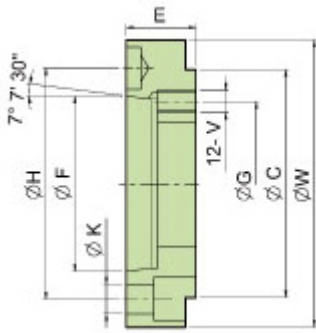
Adapters Type1:

Model	Spindle nose	C	F	H	K	E	Matching Chuck
N0205-0J4	A4	110	63.513	82.55	3-11	15	N-205
N0205-0J42	A4	110	63.513	82.55	4-11	15	NT-205
N0206-0J5	A5	140	82.563	104.78	6-11	15	N-206, NB-306, V-206
N0206-0J52	A5	140	82.563	104.78	6-11	15	NT-206, VT-206
N0208-0J6	A6	170	106.375	133.35	6-13	17	N-208, NB-208, V-208
N0208-0J62	A6	170	106.375	133.35	6-13	17	NT-208, VT-208
N0208-0J64	A6	170	106.375	133.35	4-13	17	NIT-208
NHT0208-0J6	A6	170	106.375	133.35	6-13	17	NHT-208
N0210-0J8	A8	220	139.719	171.45	6-17	18	N-210, N-212, NB-210, V-210, V-212
N0210-0J82	A8	220	139.719	171.45	6-17	18	NT-210, NT-212, VT-210, VT-212
N0210-0J84	A8	220	139.719	171.45	4-17	18	NIT-210, NIT-212, VIT-212
N0215-0J11	A11	300	196.869	235	6-21	22	N-215, N-218, NB-212, V-215, V-218
N0215-0J112	A11	300	196.869	235	6-21	22	NT-215, VT-215
N0215-0J114	A11	300	196.869	235	4-21	22	NIT-215, VIT-218
V0224-0J15	A11	380	285.775	330.2	6-25	27	N-220, V-221, V-224, V-232
N0224-0J20	A20	520	412.775	463.6	6-25	25	N-224, N-232, V-240, V-250



Adapters Type2:

Model	Spindle nose	C	F	H	K	G	V	E	Matching Chuck
N0208-0J5	A5	170	82.563	104.78	11	133.35	M12	23	N-208, NT-208, NIT-208, NHT-208, NB-208, V-208, VT-208
N0210-0J6	A6	220	106.375	133.35	13	171.45	M16	25	N-210, NT-210, NIT-210, N-212, NT-212, NIT-212, V-210, VT-210, V-212, VT-212, VIT-212
N0215-0J8	A8	300	139.719	171.45	17	235	M20	33	N-215, NT-215, NIT-215, N-218, NB-212, V-215, VT-215, V-218, VIT-218
N0220-0J11	A11	380	196.869	235	21	330.2	M24	41	N-220
N0224-0J11	A11	520	196.869	235	21	463.6	M24	45	N-224, N-232, V-240, V-250
N0224-0J15	A15	520	285.775	330.2	25	163.6	M24	42	N-224, N-232, V-240, V-250
V0224-0J8	A8	380	139.719	171.45	17	330.2	M24	33	V-221, V-224, V-232
V0224-0J11	A11	380	196.869	235	21	463.6	M24	27	V-221, V-224, V-232
V0263-0J20	A20	720	412.775	463.6	27	647.6	M30	50	VIT-263, VE-263, VE-279



Adapters Type3:

Model	Spindle nose	C	F	H	K	G	V	W	E	Matching Chuck
N0205-0J5	A5	110	82.563	104.78	11	82.55	M10	128	32	N-205,NT-205
N0206-0J6	A6	140	106.375	133.35	13	104.78	M10	168	35	N-206, NT-206, NB-306, V-206, VT-206
N0208-0J8	A8	170	139.719	171.45	17	133.35	M12	208	40	N-208, NT-208, NIT-208, NB-208, V-208, VT-20
N0212-0J11	A11	220	196.869	235	21	171.45	M16	278	50	N-210, NT-210, NIT-210, N-212, NT-212, NIT-212, NB-210, V-210, VT-210, V-212, VT-212, VIT-212
N0215-0J15	A15	300	285.775	330.2	25	235	M20	378	57	N-215, NT-215, NIT-215, N-218, NB-212, V-215, VT-215, V-218, VIT-218
V0224-0J20	A20	380	412.775	463.6	26	330.2	M24	520	58	N-220, V-221, V-224, V-232